

A A A
 B B B
 C C C
 D D D
 E E E
 F F F
 G G G
 H H H
 I I I

Black letters from "The Origin of the Serif", by Edward Catish * Brush-written Imperial Latin Alphabet of the 23 letters

J J J
 K K K
 L L L
 M M M
 N N N
 O O O
 P P P
 Q Q Q
 R R R

S S S
 T T T
 U U U
 V V V
 W W W
 X X X
 Y Y Y
 Z Z Z

Trajan Letter Proportions:
 wide group O Q C D G
 2/3-3/4 group H A N T U V X Y Z K
 1/2 group B E F J L P R S
 narrow group I
 widest group M W

DANCING VERSALS

- 1) Understand the Roman Capital family width groups. Although the letters will become distorted, it is necessary to go back to the basics to analyze the forms.

O Q · C D G · H A N T U V X Y Z K ·
B E F J P L R S · M W · I

- 2) Start with the monoline letters. Flesh out the forms (put the clothes on the skeleton).

- 3) With light weight or tracing paper on top of letter, trace the monoline skeleton, then create the thicks and thins of a normal Roman majuscule, this time widening and exaggerating the thickness of the spine of the letter and swelling the bowl shapes.

A B C D E

- 4) Repeat the above process, this time giving a little "swing & sway" to the serif treatment.

I II B B^{or} B

- 5) Once again, now keeping the pencil on the paper to create some of the serif treatments.

II

- 6) Now break some rules to create multiple shapes within what would be considered a normal bowl area.

B

- 7) Additional lines to break up sections of the letter allow for color treatment.

B B B

- 8) Letters can be written (and drawn) short and squatty or tall, elongated and slightly italicized.

II II

- 9) Once you get the feel of the tool (going from pencil and refinements to monoline marker or technical drawing pen to even pointed brush) you will find that wonderful accidents will occur that are worth saving in your alphabet files.

H W

DANCING VERSALS

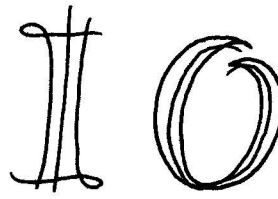
• Fort Worth Calligraphers Guild

April 11, 2021


© Cindy Haller, INSTRUCTOR

Use one of the following words, or choose one of your own, but make sure that the word has letters built on circles, squares & diagonals.

PARTY ON!
 GLORY
 GOUACHE
 JOURNAL
 OLEANDER
 COMPLEX
 SCULPTURE
 BOXES
 MAGAZINE
 DECORATE
 PEONY
 ROSE
 SCRIBE
 COLOUR
 MERCY
 SQUASH
 NAPKIN
 MUSHROOMS
 CRANBERRIES
 CAKE
 POSEY
 POTPOURRI




Cut thru spine




Change directions of cross bars




Work off terminals & serifs



Break up bowls/counter shapes


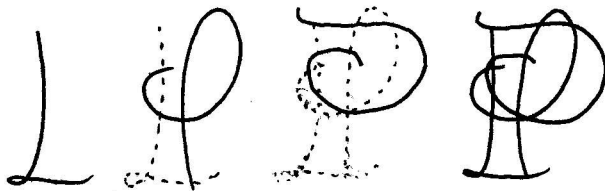


Criss-cross or overlap lines to create the letter, keeping it in its proper width groups



Change directions of strokes

Progression of an elaborate versal:



or more embellished

DANCING
VERSALS

