

We are familiar with Corporate Logo Monograms where a few letters creatively presented are recognizable for a known company or business. And as lettering artists we are visually pleased to see our initials within some of those unique logos.



So, let's be creative on lettering your own Monograms on some colorful backgrounds.

Monogram Examples include:



Geometric letters with opposite perspective slants or 3-D shadows, and with various combo letter styles



A sundry of decorative styles, as bold, striking geometric symbols, or with combinations of creative lettering




Embroidery Styles - Modern Geometric Styles - Creative Styles - Free-Hand or Stencils




"S M C" for seal or stationery




"S M C" for silver or stationery



For china or doily



"S M C," open



Solid

A monogram varied for different purposes



MONOGRAM

MONOGRAM

Steps to Letter your Monograms:

Choose a colorful background, or First letter your Monogram then color the paper background
Remember to use contrasting paints and inks for the lettering to show in the foreground
Or Choose to cut-out your Monogram letters like a stencil for the colors to show through

Decide how many letters your Monogram should have



60

Choose the Lettering Script:

Abstract or Modern, Classic Roman, Gothic, Italic, Copperplate, Uncial, etc.

Choose the size and the layout for framing a small piece

Letter or draw a rough draft on a tracing sheet or a separate paper

Make corrections as to the combination of letters, change as needed on the letters that overlap

Arrange the final draft of the Monogram over your colorful background

Pencil in your Monogram before using Permanent Markers, Gel Pens, or Brushes

Decide to seal your calligraphic piece with a fixative spray

Frame your Monogram piece, or make one to give as a gift

Be creative and enjoy your unique Monogram(s)

Tom Campos
FWCG V.P. / Programs